


Public Opinion Survey:



**News consumption practices,
following current events and perceptions
of institutional transparency**

Public Opinion Survey:

**News consumption practices,
following current events and perceptions
of institutional transparency**

November, 2023

Content

Methodology	5
Introduction	6
Research results	9
Sources of information	9
Interest and awareness of current topics	15
Perceptions about informing on issues of public interest	19
Perceptions regarding the manner in which public institutions communicate with the public	23
Perceptions of accountability of state authorities	26
Trust in institutions	32
Socio-demographic characteristics	37
Annex – Survey Questionnaire	39
Questionnaire on citizens’ practices regarding information and their perceptions regarding the transparency of institutions	39
Demographic data	44

Methodology

Number of questions:

13

Sample:

N=1000

(citizens above the age of 18 in the entire territory of the country)

Method:

telephone survey

Survey implementation period:

20 October – 14 November, 2023

Statistical error:

±3%

Introduction

The report presents the findings of the research on citizens' information practices, as well as perceptions and views regarding information on current events/processes in the country, as well as the transparency and accountability of state institutions. The research aims to gather knowledge about how citizens are informed and tackle possible disinformation, their level of interest and satisfaction with the information shared about important developments in the country, trust in institutions and their perceptions of the transparency and accountability of state authorities. The research is part of the Use Facts project, which is implemented by the Institute of Communication Studies (ICS) in the period from 2022 to 2025, with the support of British Embassy Skopje. The project aims to strengthen the resilience of the wider public and the vulnerable groups in North Macedonia to disinformation. It is a second survey conducted as part of the project, where it is possible to compare the answers of the respondents to certain questions.

The survey was conducted on a representative sample of 1000 respondents - citizens of the Republic of North Macedonia over the age of 18, from all regions of the country. The data collection method was a telephone survey. The data was collected in the period 20 October – 14 November, 2023.

From the research it can be concluded that television and social media represent the main source of information for citizens. This is consistent with the responses of the respondents within the survey conducted in 2022. Television remains the dominant medium among elderly respondents and respondents living in rural areas. There is a lack of trust in the content that is published in the media and the majority of respondents (56%) state that they doubt everything that is published in the media. Here too, consistency was noted with the answers collected in the 2022 survey, where 54% of the respondents expressed doubt in all content published in the media. Although there is general scepticism towards the content published in the media, a relatively low percentage of respondents practice checking the credibility and accuracy of the news they read. Namely, more than a third of all respondents do not check the producer/publisher of the news, and more than

half never check if the news has a signed author. More frequently, respondents check how other media outlets report on the news and consult with people they consider knowledgeable on the subject. More than two-thirds of respondents say they can always or sometimes tell if a news story is fake or disinformation, while 45% say they have never shared inaccurate news story. This is significantly higher than the responses of the respondents in the 2022 survey, when 33% answered that they consider that they had never shared inaccurate news.

In general, a relatively high percentage of respondents never follow information about various current developments, such as the concession of mines in the Strumica region (42% of respondents never follow), the amendments to the Criminal Code (32%), the constitutional amendments (29%), and the contract between the Government and the Bechtel-Enka company for the construction of highways (28%). The respondents believe that scarce information is shared about these developments by the state institutions, and satisfaction with the regularity, availability, clarity and comprehensibility of the information is also low. More than two-thirds of respondents consider that the communication of state institutions has not changed compared to recent years, or has worsened in terms of being based on facts.

Respondents considered that there are often excuses for government officials who behave inappropriately and generally do not consider the Government to operate openly and ethically. A high percentage of the respondents consider that the Government does not respect the democratic institutions of the state. Regarding the Parliament, a huge number of the respondents believe that the MPs do not care about the citizens they represent and do not pass policies that are in the public interest. Similarly, a large number of the respondents consider that the Public Prosecutor's Office (PPO) does not regularly initiate procedures after public allegations for misdoings, that the charges do not get a court resolution and that the public is not informed about the course of the procedures.

Regarding trust in institutions, it can be concluded from the answers of the respondents that it ranges from low to moderate, while there is no institution that enjoys high trust from the respondents. The institution with the highest trust from citizens is the army, followed by religious communities. International organisations and alliances, such as the United Nations, NATO and the EU enjoy moderate trust from respondents. The police, the local self-

government and the President of the country are state institutions that enjoy moderate trust. The media and non-governmental organisations can also be included in the list of institutions in which respondents enjoy low to moderate trust. The Government, the Parliament, political parties, the Public Prosecutor's Office and the courts are institutions which have the lowest trust by citizens.

The main differences regarding the socio-demographic characteristics of the respondents appeared in terms of age, ethnicity and level of education. In certain cases, differences were also noted according to sex, region and type of place of residence (urban/rural). Younger respondents generally follow current events less, get more information from social media and portals, and show a slightly higher level of trust in comparison to elderly respondents. Albanian respondents, in general, have a somewhat more positive attitude towards the work of the Government, the Parliament and the judiciary and show a higher level of trust in almost all the surveyed institutions. Across almost all questions, there is a growing trend of interest in certain topics, checking the reliability and accuracy of the news, as well as in terms of trust in certain institutions, which is related to the higher educational level of the respondents.

Research results

Sources of information

The first block of questions aimed to identify the main sources from which citizens receive information about developments in the country and the world. Regarding the question ‘Where do you usually get information about developments in the country and in the world?’ the respondents had the opportunity to choose several options. The most common sources of information for the respondents are television (66.2%) and social media (57.3%); a significantly lower percentage are informed through online news aggregates such as Time.mk (19.7%) and websites (20%), slightly more than 10% receive information from friends and acquaintances, while newspapers (6.4%) and radio (5.8%) are sources of information for the lowest percentage of respondents. No significant differences were found according to the sex of the respondents, with the exception of the radio, which men use more frequently for information than women. Television is the dominant source of information for respondents in the age groups 45-54 (64%), 55-64 (85%), over 65 years of age (90%). Social media, on the other hand, is the main source of information for respondents from the younger age groups 18-24 (76%), 25-34 (78%) and 35-44 (69%).

Television as a source of information is used less by the respondents from the Skopje region (58%), compared to other regions, in which over two-thirds of the respondents are informed by television. Websites are a more frequent source of information for more than a quarter of respondents from the South-eastern region (26%), Polog region (24%), Skopje (23%) and North-eastern region (22%), compared to respondents from other regions, where this percentage is significantly lower.

New media, such as social networks, news aggregates, websites, but also information from colleagues and friends, are significantly more often used by respondents from urban areas, compared to respondents from rural areas.

Television is much more often cited as a source of information among respondents with completed primary education (82%) and secondary education (68%), compared to respondents with a higher level of education; on the other hand, respondents with higher education (62%) and advanced levels of higher education (73%) predominantly use social media as a source of information. Finally, colleagues and/or friends are a significantly more important source of information for respondents with no education/incomplete primary education (31%) compared to students from all other educational categories, where this percentage is significantly lower.

**P1. Where do you usually get information about events in the country and in the world?
(multiple choice)**

TV	66.22%
Newspaper	6.43%
Radio	5.83%
Social media	57.28%
Time.mk and similar sites (news aggregates)	19.68%
Web sites	19.96%
Colleagues, friends, relatives	10.88%
Other_____	0.83%




Asked how they assess what information they can trust, the majority of respondents stated that they ‘doubt everything that is published’ (55.6%); in contrast, just under a third of respondents said they assumed the content was credible because it was published (30.1%). About 14% of the respondents answered that they believe that everything published in the media is true.

Women (17%) in a higher percentage than men (11%) trust the information published in the media without questioning; men (60%), on the other hand, are significantly more suspicious of ‘everything that is published’, compared to women (51%).

The youngest group of respondents aged 18-24 (22%) in higher percentages than the older respondents 45-54 (11%) and 55-64 (10%) believe that everything published is true; on the other hand, older respondents from the age groups 55-64 (34%) and 65+ (33%) believe in a higher percentage that what they read is credible because it is published, compared to the youngest respondents 18-24 (21%).

There are no significant differences in the responses of respondents from different regions, nor according to the type of place of residence (urban/rural environment). Just under a third, 31% of Macedonians assume that what they read is reliable because it is published, compared to 25% of Albanians who share the same opinion; in addition, 18% of Albanians answered that they do not doubt the accuracy of what the media publishes, against 14% of Macedonians who share this opinion.

P2. How do you know that the media from which you get information can be trusted?

I assume what I am reading is credible because it is published	 30.13%
I have no doubt because everything published in the media is true	 14.27%
I doubt everything that is published	 55.60%

Asked about practices for checking the accuracy of information (checking the producer/publisher of the news, whether the author of the text is signed, advice from someone they assume has more knowledge than them, checking how the news has been reported in other media), more than a third of the respondents (36.6%) answered that they never check the producer/publisher of the news, and only 17.7% regularly practice this.

Respondents aged 45-54 (64%) and 65+ (67%) in a higher percentage rarely or never check who published the news compared to respondents in the age group 35-44 (50%), among which half regularly or sometimes practice this.

When it comes to the differences in the responses of the respondents from different regions, the respondents from the Eastern region stood out, among which 75% rarely or never check who is the producer/publisher of the news they read. In terms of differences between respondents from urban/rural areas, a higher percentage of respondents from urban areas sometimes or regularly check the publisher (43%) compared to 36% of respondents from rural areas.

In terms of ethnicity, 42% of Macedonians sometimes or regularly check the producer/publisher of the news, compared to 30% of Albanians and 53% of respondents from other ethnic communities. Only 13% of respondents with incomplete primary education and 23% with a primary education check who publishes the news, compared to 51% of respondents with a university degree/college or 67% of respondents with a master's or higher education.

P3.1. I check the producer/news publisher

Always	17.65%
Sometimes	22.65%
Rarely	23.11%
Never	36.59%

Slightly less than half of all respondents in the survey – 43.2% never check whether the author of the text of the news they are reading is signed. Women (37%) somewhat more often practice checking whether the news is signed by the author, compared to men (29%). No significant differences emerged in regard to the age of the respondents. Respondents from the Skopje region (39%) in a higher percentage, sometimes or regularly check whether the news has a signed author, compared to the respondents from the South-Western (24%) and Eastern regions (25%). Also, respondents from urban areas (37%) in a higher percentage practice occasional or regular checking of the author of the news, compared to respondents from rural areas (27%). Analysis of the data by ethnicity showed that 36% of Macedonians sometimes or always check the author of the news, compared to 23% of Albanians and 39% of respondents from other ethnic communities. Respondents with a higher level of education - university degree (44%), completed master's degree or higher education (59%), in a significantly higher percentage sometimes or regularly check the authorship of the news they read, compared to respondents with completed primary education (16%) and incomplete primary and secondary education (29%).





P3.2. I check if there is a signed author of the text

Always	14.15%
Sometimes	18.99%
Rarely	23.61%
Never	43.24%

A combined 44% of all survey respondents sometimes or regularly seek advice from a 'someone who knows about the subject', while just over a third of respondents never practice this. No differences emerged according to the sex and age of the respondents. This is least practiced among respondents from the South-Eastern (36%) and Pelagonija (37%) regions, where slightly more than a third stated that they sometimes or regularly consult with





someone they consider to have more knowledge on the subject. Almost half of Macedonians, 39% of Albanians and 51% of respondents from other ethnic communities sometimes or regularly consult with another person about the accuracy of the news they read. Half of the respondents with university education and 48% with a master's degree or higher degree of education sometimes or regularly consult with other people compared to 42% of the respondents with a completed secondary education and 40% with a completed primary education.

P3.3. I seek advice from someone who knows about the subject

Always	 14.84%
Sometimes	 29.10%
Rarely	 20.79%
Never	 35.28%

Slightly more than half (cumulative) of the survey respondents check how the news was reported by other media. No significant differences emerged regarding the sex of the respondents. By age, 57% of respondents aged 35-44, as well as 56% of respondents aged 55-64 and 58% aged 65 and over sometimes or always check how other media report the news, which is a higher percentage than younger respondents, among whom less than half (48%) sometimes or always practice this. The analysis of the responses according to ethnicity showed that 54% of Macedonians check how other media report the news, in contrast to 46% of Albanians and 57% of respondents from other ethnic communities. When the responses are considered according to the educational level of the respondents, it can be established that respondents with completed university (64%) and master's or higher education (69%) in a significantly higher percentage practice occasional or regular checking of how the other media report the news, compared to respondents with secondary (48%), primary (40%) and incomplete primary education.






P3.4. I check how the news is reported in other media

Always	 27.58%
Sometimes	 24.78%
Rarely	 19.15%
Never	 28.49%

The next question was about the self-assessment regarding the ability of the respondents to recognise when a piece of news is disinformation. More than two-thirds (cumulative 67.1%) of the respondents in the research consider that they can occasionally or regularly recognise whether a news item is disinformation. By sex, 38% of men said they can always spot disinformation, compared to 26% of women. Respondents from the age groups 25-34 (cumulative 74%) and 35-44 (cumulative 74%) years in a higher percentage than other age groups consider that they can recognise disinformation occasionally or regularly. Respondents from the Eastern region (cumulative 58%), less than respondents from other regions (where nearly two-thirds or more chose these answers) reported that they could regularly or sometimes recognise disinformation.

According to ethnicity, 71% of Macedonians believe that they can occasionally or regularly recognise when a piece of news is disinformation, in contrast to 59% of Albanians and 63% of respondents from other ethnic groups who stated the same. More than 80% of respondents with a university degree or higher education stated that they can sometimes or always recognise disinformation; in contrast to the respondents with lower education, who gave the same answer in a significantly lower percentage.

P4. Do you think that you personally can identify when a news story is fake or disinformation?

Yes, always	 31.98%
Sometimes	 35.16%
Rarely	 18.93%
I can not	 11.31%
I do not know/No answer	 2.62%

A large 41% of survey respondents said that they have sometimes shared news that later turned out to be inaccurate; an equally high 45.7% of the respondents stated that they had never shared inaccurate news; only slightly less than 8% of the respondents stated that it often happened to them that they share inaccurate news. Men (10%), in a higher percentage than women (6%), stated that it often happened to them that they share inaccurate news.





Respondents from the age groups 18-24 and 45-54 answered in a higher percentage compared to other age groups that it happened to them that they sometimes or often share inaccurate news; by comparison, about half of respondents in the 25-

34, 55-54 and 65+ age groups said it had never happened to them that they shared inaccurate news.

Respondents from the South-western and Pelagonija regions stated in a higher percentage that it happened to them to occasionally or frequently share inaccurate news, in contrast to the respondents from the Eastern region, among whom more than half stated that they had never been in such a situation.

Examining the responses according to the educational level of the respondents showed that the percentage of respondents who stated that they have never shared inaccurate grows directly proportional to the level of education.

P5. How often have you shared information that you later discovered was inaccurate?

Frequently	 7.70%
Sometimes	 41.04%
Never	 45.68%
I do not know/No answer	 5.58%

Interest and awareness of current topics

In the next block of questions, the survey respondents were asked how much they follow news/information on current topics in the country (the case with the mining concession in Ilovica-Stuka, the amendments to the Criminal Code, the constitutional amendments as a result of the agreement with Bulgaria, the agreement with Bechtel-Enka for the construction of highways within Corridor 8). Asked whether and how much they follow information about the case with Euromax’s concession for the Ilovica-Stuka mines in the Strumica region, slightly less than half of the respondents (42.4%) stated that they never follow/are not interested in the topic; additional 43% occasionally or rarely about 15% regularly follow information on the topic. According to sex, certain differences appeared, in that 18% of men stated that they are regularly informed about the topic, against 12% of women.





Respondents from older age groups, especially respondents over the age of 65 (28%), stated in a higher percentage that they regularly follow news about this case. On the other hand, more than half of the respondents aged 18-24, 25-34, and 35-44 never follow news on this topic.

In regard to this question, the place of residence appeared to be an important factor; namely, the respondents from the South-eastern and Vardar regions in a significantly higher percentage (slightly less than half of the respondents) frequently or occasionally follow news on this topic; in comparison, more than 70% of the respondents from the South-western, Polog, Pelagonija and North-eastern regions never or rarely follow news on this topic.

In terms of ethnicity, 39% of Macedonians stated that they regularly or sometimes follow news on this topic, in contrast to 20% of Albanian respondents and 29% of respondents from other communities.

According to education, about 40% of the respondents with a university degree or a higher educational level regularly or sometimes follow news on the subject of mining concessions in the Strumica region; only 20% of respondents with primary education and 10% of respondents without completed primary education stated the same.

P6.1. The case with Euromax’s concession for the Ilovica-Stuka mines in Strumica region

I follow and get informed regularly	 14.57%
Sometimes I follow information	 18.39%
I rarely follow information	 24.65%
Never/I am not interested	 42.39%





Asked if and how frequently they followed the news regarding the recent changes to the Criminal Code, slightly more than a quarter (26.5%) of the respondents stated that they regularly follow the news and get informed; an additional quarter (24%) stated that they sometimes follow information on the topic. A little less than a third of the respondents (31.5%) stated that they never follow/are not interested in news on the topic.

And in this case, it is noted that the respondents from the age groups 55-64 (59%) and over 65 years old (68%) stated that they regularly or sometimes get information about the topic, in contrast to the respondents from the youngest age groups, who in a significantly lower percentage (less than half to one third) stated the same. Namely, 34% of the respondents aged 18-24 years, 41% of the 25-34-year-old group, 46% of the 35-44-year-old group and 42% of the 45-54-year-old group regularly or occasionally follow news about the amendments to the Criminal Code.

In terms of the region where they live, the respondents from the Vardar region stood out, among which 62% stated that they regularly or sometimes follow information on the amendments to the Criminal Code; for comparison, only 40% of the respondents from the Pelagonija region, 45% from the South-eastern and 48% from the Polog region stated the same. In terms of place of residence (urban/rural environment), 55% of respondents from rural areas stated that they regularly or sometimes follow news on this topic, in contrast to 48% of respondents from urban areas.

More than half of Macedonian respondents (53%) regularly or sometimes followed news about the amendments to the Criminal Code, in contrast to 46% of Albanians and 45% of respondents from other ethnic communities. More than half of the respondents who completed secondary education or a higher educational level stated that they regularly or occasionally followed news about the amendments to the Criminal Code.

P6.2. Recent amendments to the Criminal Code

I follow and get informed regularly	 26.46%
Sometimes I follow information	 23.95%
I rarely follow information	 18.06%
Never/I am not interested	 31.53%

When it comes to the constitutional amendments for the inclusion of the Bulgarian community in the Preamble, more than half of the respondents (cumulative 53%) stated that they regularly or occasionally follow information about this news; 28.6% of the respondents stated that they never follow/are not interested, while 18.8% are rarely informed on this topic.





Respondents from the age groups 55-64 (62%) and over 65 years of age (76%) stated in a significantly higher percentage that they regularly or occasionally follow news related to the constitutional amendments; by comparison, 40% of respondents in the 18-24 age group and 37% of those aged 25-34 said the same. Additionally, 40% of respondents aged 18-24 and 25-34 said they never follow/are not interested in news on this topic.

According to the region of residence, 43% of the respondents from the Polog region, 48% from the Pelagonija and South-western regions regularly or often follow news about the constitutional amendments, against a significantly

higher 60% of the respondents from the North-eastern region who gave the same answer.

According to ethnicity, 57% of Macedonian respondents, 43% of Albanians and 49% of respondents from other ethnic groups stated that they regularly or occasionally follow news about the constitutional amendments. There is a growing trend of interest in news about constitutional amendments related to the level of education – respondents with completed higher education (63%) and higher educational levels (57%) stated that they regularly or occasionally follow news about the constitutional amendments compared to respondents with lower level of education.

P6.3. Amendments to the Constitution for including the Bulgarian community in the Preamble

I follow and get informed regularly	 32.18%
Sometimes I follow information	 20.51%
I rarely follow information	 18.76%
Never/I am not interested	 28.55%





Regarding the contract for the construction of highways between the Government and the Bechtel-Enka company, more than half of the respondents in the survey stated that they regularly or occasionally follow the news about the developments on this topic; 28.5% stated that they have never followed/are not interested in news on this topic. Regarding sex, it was found that 31% of men, in contrast to 22% of women, stated that they regularly follow news about this agreement.

Among respondents from older age groups, there is a greater interest in this topic, which is regularly followed by 30% of respondents aged 55-64 and 43% of those over 65, compared to 37% of respondents aged 25-34 and 44% of those between 18-24 years old who never follow/are not interested in the topic. Less than half of respondents aged 35-44 (47%) and 45-54 (45%) said they sometimes or regularly do not follow news on this topic. It can be established that the interest and frequency of following news about the agreement between the Government and the Bechtel-Enka company increases with the age of the respondents.

According to the type of place of residence, 54% of the respondents living in villages regularly or occasionally follow news on this topic, in contrast to 47% of the respondents from towns who do the same.

The analysis of the answers according to the educational level showed that 35% of the respondents with a university degree and 42% of the respondents with a higher education are regularly informed about the highway construction contract, in contrast to a significantly lower 23% of the respondents with a secondary education and 15% of the those with completed primary education.

P6.4. Signing of the contract between the Government and the Bechtel-Enka company for construction of highways

I follow and get informed regularly	 26.49%
Sometimes I follow information	 23.56%
I rarely follow information	 21.49%
Never/I am not interested	 28.47%

Perceptions about informing on issues of public interest





After the block of questions about the respondents' interest in selected current issues of public interest, there followed a block of questions about how satisfied the citizens are with the information that is shared by the competent institutions in relation to the indicated topics.

Only 3.2% of the respondents consider that all the information about the concession case of the Ilovica-Stuka mines in Strumica region is shared; 34% believe that little information is shared, and 26.3% believe that no information is shared. A high percentage of respondents, over a third (36%) were not able to give an informed answer on how much information is shared about the mining concession case.

Over a third (35%) of the respondents over the age of 65 believe that the competent institutions do not share information about the case with the concession of the mines in Strumica region. On the other hand, almost half of the respondents aged 18-24 (48%) and 25-34 (46%) do not have an opinion about the sharing of information by the competent institutions about this case. Regarding this issue, 29% of respondents aged 35-44 and 19% aged 45-54 believe that competent institutions do not share information about this case; additionally, 35% of respondents aged 35-44 and 42% aged 45-54 do not have a defined position on the issue. According to the region of residence,

42% of the respondents from the Pelagonija region and 44% of the respondents from the Polog region, as well as 40% of the respondents from urban areas, do not have an opinion about the sharing of information from the competent institutions. Almost 40% of Macedonian respondents and other ethnic communities believe that little information is shared about the concessions; in contrast to 45% of the Albanian respondents, among whom 45% have no opinion on this issue. Respondents with a lower level of education (completed elementary education or less, secondary education) in a significantly higher percentage are not informed/do not have an opinion about the sharing of information by the competent institutions in relation to this case.

P7.1. The case with Euromax’s concession for the Ilovica-Stuka mines in Strumica region





All information is shared	 3.17%
Little information is shared	 34.01%
No information is shared	 26.25%
I do not know/I do not follow/ No answer	 36.56%

Only 5.6% of the respondents believe that the competent institutions share all the information about the amendments to the Criminal Code; 40.2% believe that little information is shared, 24.6% believe that no information is shared, and almost 30% have no knowledge/interest in sharing information about this case.

A higher percentage of men (28%) compared to women (22%) consider that competent institutions do not share information; and regarding this issue, respondents over 65 years of age, more than all other age groups – 35% believe that competent institutions do not share information about this case. Again, 45% of 18-24 and 35% of 25-34 year olds have no opinion/information about sharing information about this case. Among respondents aged 35-44, 7% consider that all information is shared, 41% consider that little information is shared, 27% consider that no information is shared, and 25% do not have a specific opinion on the issue. Within the 45-54 age group, 7% consider that all information is shared, 43% consider that little information is shared about the amendments to the Criminal Code; 15% consider that information is not shared, and 35% do not have a defined position on the issue. Among respondents aged 55-64, 7% consider that all information is shared, 47% consider that little information is shared, 21% that no information is shared, and 24% have no opinion/knowledge on this issue.

The respondents from the Vardar region, more than the respondents from other regions - 32% consider that information about the amendments to the Criminal Code is not shared, in contrast to the respondents from the South-western (19%) and Polog (18%) regions, who agree with this statement. 35% of the respondents from the Pelagonija region, more than all other regions, do not have an opinion/information regarding the sharing of information by the competent institutions for this case. A higher percentage of the respondents who live in towns (33%) do not have an opinion about the sharing of information from the competent institutions, in contrast to those who live in villages (25%). A higher percentage of respondents with completed university and higher education believe that competent institutions share information to a certain extent and a lower percentage of this group are not informed or have no interest in information on this topic.

P7.2. Recent amendments to the Criminal Code

All information is shared	 5.58%
Little information is shared	 40.20%
No information is shared	 24.61%
I do not know/I do not follow/ No answer	 29.61%





In regard to the constitutional amendments, 6.8% of all respondents considered that competent institutions share all information about this process; 37.2% believe that little information is shared, while 26.8% believe that information is not shared. An additional 29.3% are not informed/have no interest in information on this topic. Respondents over 65 years of age, more than all other age groups – 35% consider that competent institutions do not share information about this case; 42% of 18-24 and 36% of 25-34 year olds, as well as 34% of respondents aged 45-54 have no opinion/information about sharing information about this case.

According to the region of residence, 14% of the respondents from the North-eastern region consider that all information about the constitutional amendments is shared; 45% of the respondents from the Polog region believe that little information is shared; 34% of those from the Pelagonija region have no opinion/interest in the information from the competent institutions on this topic. In addition, 43% of residents from rural areas consider that little information is shared, compared to respondents from urban areas, among whom 34% share this view. In addition, 32% of the residents from

urban areas do not have an opinion/information regarding the attitude of the authorities in informing the public, in contrast to 24% of the residents from rural areas who gave the same answer.

A higher percentage of Albanian respondents (35%), compared to Macedonians (27%) and other ethnic communities (29%), do not have an opinion about sharing information from competent institutions. Again, a higher percentage of respondents with completed university and higher education believe that competent institutions share information to a certain extent and a lower percentage of this group are not informed or have no interest in information on this topic.

P7.3. Amendments to the Constitution for including the Bulgarian community in the Preamble

All information is shared	 6.76%
Little information is shared	 37.17%
No information is shared	 26.77%
I do not know/I do not follow/ No answer	 29.30%

Less than 5% of the respondents consider that the Government shares all the information regarding the signing of the contract for the construction of the highway with the Bechtel-Enka company; a third (33.8%) think that little information is shared; an additional 31.8% consider that information is not shared, while 29.6% have no opinion/interest in this issue.





Men (36%) in a higher percentage than women (28%) consider that the Government does not share information about this case. Respondents over 65 years of age, more than all other age groups – 41% consider that competent institutions do not share information about this case; 43% from 18-24 and 34% from 25-34 years of age; the age group of respondents 45-54 years in a higher percentage compared to other age groups (37%) are not informed/interested/do not have an opinion about sharing information about this case.

According to the type of place of residence, 32% of respondents from urban areas, in contrast to 25% of respondents from villages, have no information/interest in being informed about the highway construction contract. The responses according to ethnicity showed that 34% of Macedonians consider that information is not shared by the competent institutions about the Bechtel-Enka case; this opinion is shared by 26% of Albanians and 31% from

other ethnic communities. 35% of the Albanian respondents have no opinion/ interest in information on this topic, in contrast to 28% Macedonians and 27% from other ethnic communities.

Again, a higher percentage of respondents with completed university and higher education believe that competent institutions share information to a certain extent and a lower percentage of this group are not informed or have no interest in information on this topic.

P7.4. The signing of the contract between the Government and Bechtel-Enka for the construction of highways

All information is shared	 4.81%
Little information is shared	 33.80%
No information is shared	 31.84%
I do not know/I do not follow/ No answer	 29.56%






Perceptions regarding the manner in which public institutions communicate with the public

The next block of questions addressed respondents’ perceptions of the frequency, availability, clarity, and comprehensibility of information shared by state institutions.

Only 3.2% of respondents considered that public institutions regularly share information; on the other hand, 21.4% do not agree with this statement at all. The average score of the answers is 3.6 on a scale from 1 to 5, where 1 means ‘I completely agree’, and 5 means ‘I do not agree at all’. Older respondents generally agreed less with the statement that competent institutions regularly share information. Respondents from the Eastern region disagree with this statement in a higher percentage (64%) compared to other regions; while the respondents from the South-eastern (total 15%), the Polog region (17%) and






the Pelagonija region (14%) consider in a higher percentage that public institutions regularly share information.

P8.1. Information shared by the public institutions is on regular basis:

I completely agree	 3.23%
I agree	 8.85%
I neither agree nor disagree	 32.12%
I do not agree	 34.35%
I do not agree at all	 21.44%

Only 3.7% of respondents completely agree with the statement that information shared by the public institutions is accessible; 21.6% do not agree with this statement at all. The average score of the answers is 3.6 on a scale from 1 to 5, where 1 means ‘I completely agree’, and 5 means ‘I do not agree at all’. On this question, the youngest group of respondents aged 18-24 stood out, who in a higher percentage than other age groups – 67%, do not agree that the information shared by public institutions is accessible. No other significant differences appeared regarding other socio-demographic characteristics of the respondents.






P8.2. Information shared by the public institutions is accessible

I completely agree	 3.71%
I agree	 9.98%
I neither agree nor disagree	 32.61%
I do not agree	 32.13%
I do not agree at all	 21.57%

As in the case of the previous question, 3.5% of the respondents completely agree with the statement that the information published by the public institutions is clear; in contrast, 22.2% do not agree with this statement at all. The average score of the answers is 3.6 on a scale from 1 to 5, where 1 means ‘I completely agree’, and 5 means ‘I do not agree at all’. On this question, the youngest group of respondents aged 18-24 (63%) and the oldest group of respondents over 65 years of age (59%) stood out, who disagree with this statement in a higher percentage than other age groups. Regarding this issue, the respondents with completed higher degrees of university education stood out, who more than other groups agree with the statement that the information






shared by the public institutions is clear; for comparison, only 10% of respondents with primary education and 15% of those with secondary education share this view.

P8.3. Information shared by the public institutions is clear

I completely agree	 3.54%
I agree	 10.54%
I neither agree nor disagree	 31.88%
I do not agree	 31.84%
I do not agree at all	 21.19%

4.1% of survey respondents completely agree with the statement that the information shared by the public institutions is understandable; on the other hand, 23% do not agree with this statement at all. The average score of the answers is 3.6 on a scale from 1 to 5, where 1 means ‘I completely agree’, and 5 means ‘I do not agree at all’. Respondents from the age group 25-34 years agree in a slightly higher percentage with the statement that the information is understandable, compared to other age groups. According to the region of residence, the respondents from the Polog region stood out, who agree to a slightly higher degree with the statement that this information is understandable. Respondents with an educational level of postgraduate or higher level of studies agree in a larger percentage that the information from the public institutions is understandable, compared to all other educational groups.

P8.4. Information shared by the public institutions is understandable

I completely agree	 4.11%
I agree	 12.31%
I neither agree nor disagree	 29.02%
I do not agree	 31.56%
I do not agree at all	 23.00%

When asked to what extent they consider that the communication of the public institutions with citizens is based on facts, the majority of respondents – 42.5%, consider that nothing has changed compared to previous years; 37% believe that communication in recent years is less fact-based, while only 8.6% believe that it is more fact-based. Among the oldest group of respondents (65+), a higher percentage consider that public communication is less based

on facts, while within the age group 25-34, the majority of respondents believe that nothing has changed. Respondents with completed secondary and higher levels of education in a higher percentage believe that public communication is based on facts.

P9. In the last few years, how much of the communication from the public institutions to citizens is based on facts:

It is more based on facts	8.59%
It is less based on facts	36.98%
It has not changed	42.53%
I do not know/no answer	11.90%






Perceptions of accountability of state authorities

The next group of questions related to the respondents' perceptions regarding the accountability of state authorities. Asked how much they agree or disagree with the statement that the Government frequently makes excuses for party officials who behave inappropriately, a quarter of the survey respondents strongly agree with this statement, with the average score of the responses being 2.9 on a scale of 1 -5 where 1 means 'I completely agree', and 5 – 'I do not agree at all'.

The youngest age group of respondents (18-24) disagreed to a higher degree with this statement; on the other hand, almost half of the respondents from the age groups 35-44, 45-54 and over 65 years of age agree to some extent with the statement that there are often excuses for party officials who behave inappropriately. According to the region of residence, 48% of respondents from the South-eastern region, 53% of respondents from the North-eastern region and 46% from the Skopje region agree that there are frequently excuses for party officials not behaving appropriately; in contrast, only 33% of respondents from the South-western region agreed with this statement.






The analysis of the responses according to ethnicity showed that 47% of Macedonians, in contrast to 38% of Albanians and 40% of respondents from other communities, agree with the statement. There was noted a tendency of growth of agreement with the statement, which is related to the increase of educational level of the respondents.

P10.1. There are frequently excuses for party officials behaving inappropriately

I completely agree	 24.95%
I agree	 19.30%
I neither agree nor disagree	 17.28%
I do not agree	 18.98%
I do not agree at all	 19.49%

Only 2.5% of the survey respondents completely agree with the statement that the Government works openly and ethically; more than two-thirds of respondents strongly disagreed with this statement. The average score of the answers of the respondents is 3.8, on a scale from 1 to 5, where 1 means ‘I completely agree’, and 5 – ‘I do not agree at all’. Respondents aged 25-34 (15%) and 35-44 (16%), more than other age groups, agreed with the statement about open and honest work of the Government. In contrast, 70% of respondents aged 45-54 and 72% of respondents over 65 partially or completely disagree with this statement. Respondents from the Polog region (13%), more than respondents from all other regions (8-11%), agree that the Government works openly and ethically.

P10.2. It operates openly and ethically

I completely agree	 2.52%
I agree	 7.74%
I neither agree nor disagree	 24.35%
I do not agree	 33.44%
I do not agree at all	 31.95%

Only 2.9% of the surveyed respondents partially or completely agree with the statement that the Government respects the democratic institutions of the state. The average score of the answers of the respondents is 3.8, on a scale from 1 to 5, where 1 means ‘I completely agree’, and 5 – ‘I do not agree at all’. Two thirds of the respondents disagreed with this statement. The group of

respondents aged 18-24 (67%), 45-54 (66%) and over 65 (70%) in a higher percentage than other age groups disagree with this statement. On the other hand, the respondents from the Polog region (21%), in a higher percentage than the respondents from all other regions, partially or completely agree that the Government respects the democratic institutions of the state. Respondents who live in towns (66%) disagree with this statement in a higher percentage, compared to those who live in villages (59%). Regarding ethnicity, only 10% of Macedonians, 16% of Albanians and respondents from other ethnic groups partially or fully agree with the statement that the Government respects the democratic institutions of the state.

Agreement with the statement that the Government respects the democratic institutions of the state is somewhat higher among respondents with completed secondary (14%), university (11%) and higher education (16%). In comparison, such agreement was observed among only 5% of respondents with primary education or less.

P10.3. Respects the democratic institutions of the state

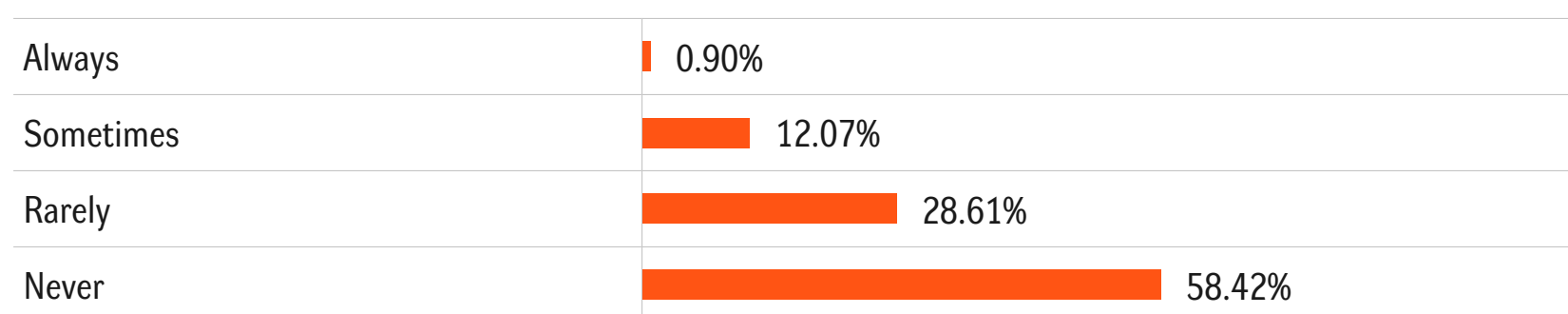
I completely agree	2.88%
I agree	9.47%
I neither agree nor disagree	24.44%
I do not agree	30.19%
I do not agree at all	33.02%

Within the next block of questions, the respondents' perceptions regarding the work of MPs in the Parliament were surveyed. Less than 1% of all respondents in the survey believe that MPs always take care of the citizens they represent; 12.1% of pupils think that they do this sometimes; 28.6% think that this is rare, while 58.4% think that MPs never care about citizens. The opinion that MPs never care about the citizens they represent is more prevalent among respondents aged 55-64 (62%) and over 65 (67%). 72% of the respondents from the Eastern region believe that the MPs never represent the interests of the citizens; namely, 94% of the respondents from the Vardar region and 92% from the Eastern region believe that the MPs rarely or never care about the citizens. On the other hand, the percentage of respondents from the Skopje (15%), the North-eastern (16%) and Pelagonija regions (16%)

who believe that MPs sometimes or always take citizens into account when making decisions is somewhat higher.

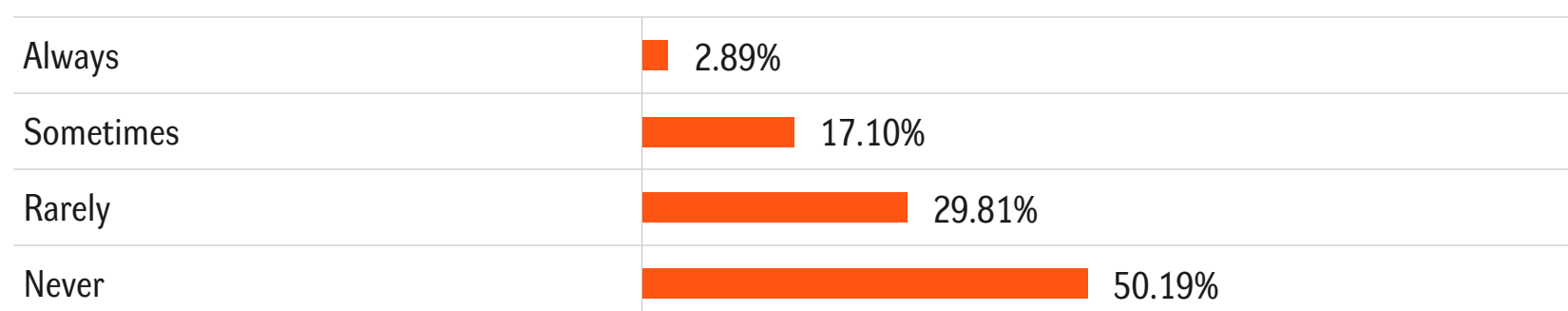
The respondents who live in villages in a higher percentage (90%) think that the MPs rarely or never take into account the needs of the citizens, in contrast to 85% of the respondents who live in towns. There is a trend of increasing agreement with the opinion that MPs sometimes or always take care of the citizens they represent with the increase of the educational level.

P11.1. Care about the citizens they represent



Only 2.89% of the respondents consider that MPs always pass legislation and policies that are in the public interest; 17.1% consider that it happens sometimes, 29.8% rarely, while 50.2% consider that MPs never adopt laws and policies that are in the public interest. Within the age group 55-64 and over 65 years of age, more than all other groups consider that MPs never pass legislation and policies of public interest. As many as 87% of the respondents in the Vardar region consider that this happens rarely or never; on the other hand, 26% of respondents from the North-eastern region, more than all other regions, consider that MPs occasionally or frequently do this. Regarding this question as well, there is a trend of increasing agreement with the opinion that MPs sometimes or always take care of the citizens they represent with the increase of the level of education.

P11.2. Pass legislation and policies in the public interest



The next block of questions referred to the respondents' perceptions regarding the sanctioning of acts for which there is reasonable suspicion that a crime has been committed. Asked if they consider that the Public Prosecutor's Office (PPO) regularly initiates proceedings after allegations that

have been publicly stated, only 6.1% of the survey respondents fully or partially agreed with this statement, while more than two-thirds expressed disagreement. The average score of the respondents' answers is 4, on a scale from 1 to 5, where 1 is 'completely agree' and 5 is 'completely disagree'. Over 70% of the older category of respondents disagreed or strongly disagreed with this statement. Only 1% of the respondents from the Eastern region agree or completely agree with the statement that the PPO regularly initiates proceedings after allegations have been publicly stated. A higher percentage of respondents from the North-eastern (9%), South-western (8%) and 7% from the Skopje and Polog regions share this opinion. A higher percentage of respondents living in rural areas (77%) disagreed or strongly disagreed with the statement compared to those living in urban areas (70%).

P12.1. The Public Prosecutor's Office regularly initiates procedures following publicly stated allegations for misdoings

I completely agree	1.23%
I agree	4.97%
I neither agree nor disagree	21.21%
I do not agree	34.93%
I do not agree at all	37.66%

Less than 1% of all survey respondents strongly agree with the statement that indictments brought by the PPO are regularly resolved; the cumulative percentage of respondents who expressed agreement with this statement is lower than 5%. Almost 40% of the respondents do not agree with this statement at all. The average score of the respondents' answers is 4.1, on a scale from 1 to 5, where 1 is 'completely agree' and 5 is 'completely disagree'. Men (43%), in a higher percentage than women (36%), do not agree at all with the statement that the indictments end in completed court processes. In regard to this question as well, the respondents from the older age groups in a higher percentage consider that there is no court resolution for the launched indictments - over 40% do not agree with the statement in the question at all.

In terms of regions, the respondents from the Vardar (54%) and South-eastern (50%) regions stood out, who in a significantly higher percentage compared to the respondents from other regions do not agree at all with the statement that there is a regular court resolution for the indictments brought by the

PPO. For comparison, only 29% of the respondents from the South-western region share this opinion.

According to ethnicity, 44% of Macedonian respondents do not agree with this statement at all, compared to 31% of Albanians and 38% of other ethnic communities. There is a trend of increasing agreement with the opinion that MPs sometimes or always take care of the citizens they represent with the increase of the level of education. An exception is the group with the highest educational degree (master's degree, doctorate or specialisation) whose average score of answers is significantly lower and closer to the average grade of respondents with completed primary education. This is mostly due to a higher percentage of respondents with this level of education who do not have a defined position or chose a lower degree of agreement.

P12.2. Indictments brought by the Public Prosecutor's Office regularly end with completed court processes

I completely agree	0.89%
I agree	3.79%
I neither agree nor disagree	21.36%
I do not agree	34.30%
I do not agree at all	39.67%

Only 1.7% of the respondents in the research completely agree with the statement that the public is informed about the course of court proceedings, the total percentage of respondents who agree with this statement is 6.9%, and over 70% of the respondents do not agree or do not agree with this statement at all. A slightly higher percentage of women (8%) than men (5%) agree with the statement that the public is informed about the course of proceedings. 76% of respondents from the Eastern region, compared to 61% from the South-western region, do not agree or completely disagree with the statement that the public is informed about the course of proceedings.

P12.3. The public is informed about the course of the proceedings

I completely agree	1.66%
I agree	5.22%
I neither agree nor disagree	22.63%
I do not agree	32.73%
I do not agree at all	37.77%

Trust in institutions

The last block of questions refers to the level of trust of the respondents in the institutions. Trust was examined regarding fifteen institutions for which the respondents expressed their level of trust on a scale from 1 to 10, where 1 means – ‘I have no trust at all’, and 10 – ‘I have complete trust’. Trust in institutions is expressed as the average score of the respondents’ answers. From the responses, it can be concluded that the level of trust ranges from low to moderate, while there is no institution that enjoys high level of trust from the respondents.

The institution with the highest level of trust from the citizens is the army, with an average trust score of 4.9; it is followed by religious communities, for which the average trust score is 4.4. These are the only two institutions whose average score is above 4. International organisations and alliances, such as the United Nations (3.9), NATO (3.8) and the EU (3.5) enjoy moderate trust from respondents. The police (3.8), local self-government (3.7) and the President of the country (3.5) are institutions of the state that enjoy moderate trust. The media (3.5) and non-governmental organisations (3.5) can also be included in the list of institutions in which respondents enjoy low to moderate trust. The Government (2.8), the Parliament (2.7), political parties (2.5), the Public Prosecutor’s Office (2.5) and the courts (2.4) are institutions in which citizens have the lowest level of trust.

The Government, Parliament and political parties are institutions in which men have slightly higher trust than women. With the exception of the army, for all institutions for which the level of trust was examined, a trend of decreasing trust appears with the increase in the age of the respondents, that is, younger respondents show slightly higher trust compared to older ones.

Respondents from the Polog region show a higher average level of trust towards all institutions (with the exception of the army) compared to all other regions. Respondents from the Vardar and North-eastern regions show a higher average trust towards local authorities, while respondents from the Eastern region show a higher average trust towards the army.

Respondents from villages show a higher average trust in the media (4.0) compared to those from towns (3.6); European Union (village – 3.8, town – 3.4), NATO (village – 4.1, town – 3.6), religious communities (village – 4.9, town – 4.1).

Albanian respondents show a higher degree of trust towards most institutions that were included in the research compared to Macedonians: the Government (Albanians – 3.5, Macedonians – 2.6), the Parliament (Albanians – 3.5, Macedonians – 2.4), political parties (Albanians – 2.9, Macedonians – 2.4), the Public Prosecutor’s Office (Albanians – 3.0, Macedonians – 2.3), courts (Albanians – 3.0, Macedonians – 2.3), non-governmental organisations (Albanians – 3.8, Macedonians – 3.3), European Union (Albanians – 4.7, Macedonians – 3.1), NATO (Albanians – 5.0, Macedonians – 3.4), UN (Albanians – 4.6, Macedonians – 3.6), the President (Albanians – 4.5, Macedonians – 3.2), religious communities (Albanians – 4.9, Macedonians – 4.2), as well as the police (Albanians – 4.4, Macedonians – 3.7).

There is a trend of increasing trust towards certain institutions with the increase of the educational level.

Trust (average score of answers)

The Army	4.9
The Police	3.8
The Religious communities	4.4
The President of RNM	3.5
Local self-government	3.7
United Nations	3.9
NATO	3.8
EU	3.5
Non-governmental organisations	3.5
Media	3.8
Judiciary	2.4
Public Prosecutor’s Office	2.5
Political parties	2.5
Parliament	2.7
Government	2.8

Comparison of responses to a 2022 survey

The answers of the respondents for a certain block of questions can be compared with the answers collected within the 2022 survey. This primarily concerns issues of preferred media for getting information, practices of verifying the reliability of information shared by the media, as well as tackling disinformation. For methodological clarity, some of the questions in this year's questionnaire were modified and for them the comparison can only be made indirectly.

One of the questions answered by the respondents in both surveys refers to the identification of the main media they use to obtain information. For this question, a partial comparison is possible because the possible answers in the survey have been modified¹. Namely, more than two-thirds of the respondents in both surveys singled out television as the medium from which they receive information. In 2023, the percentage of respondents who are informed by social media is 57.3%; in 2022, 47% of respondents used Facebook, 14% YouTube, 7% TikTok, 3% Twitter (X) and 3% Instagram for information. Since in both cases of the question the respondents had the opportunity to give more answers, it is not possible to determine with precision what is the share of all social media in informing². A little less than a quarter of the respondents (24%) in both surveys stated that they get information from websites; the use of portals - news aggregates has increased, from 11% in 2022, to 20% in 2023. 7% of respondents received information from friends or colleagues in 2022, compared to 11% in 2023. Newspapers and radio are used by 6% of 2023 respondents, compared to 3% newspapers and 5% radio for 2022 respondents.

The next question refers to the attitude of the respondents towards the contents that are placed in the media. And in this case, only an indirect comparison of the answers is possible because in the 2023 survey the question was divided into two separate questions, in order to gain more knowledge about the frequency of certain practices for checking the reliability and

1 In the 2022 survey, respondents provided answers for multiple individual social media. Due to the low percentage of responses for certain social media, and in the interest of efficiency of the survey process, individual social media are grouped into one category – social media.

2 Because one respondent can use multiple social media platforms as sources of information.

accuracy of information.³ Regarding the question ‘How do you know that the media from which you get information can be trusted?’ 54% stated that they doubt everything that is published; this answer is shared by 56% of respondents in 2023. Significantly more respondents – 30.1% in 2023 answered that they assumed what they read ‘is credible because it is published’, compared to 14% of respondents in 2022 who gave the same answer. Also, 14% of respondents in 2023 said they ‘do not doubt the news because everything reported in the media is true’, compared to 4% of respondents in 2022 who chose this answer. It is necessary to emphasize again that there are methodological differences in the implementation of the survey and the ascertained differences should be taken with a reservation.

When it comes to news verification practices, 18% of 2023 survey respondents always and 23% sometimes check the producer/news publisher, compared to 7% of respondents who said they do so in 2022. Among the survey respondents in 2023, 14% always and 19% sometimes check whether the author of the text is signed; in the 2022 survey, the percentage of respondents who gave this answer was 6%. Advice from someone they think knows more about the issue is always sought by 15% of survey respondents in 2023, and sometimes by an additional 29%. Within the 2022 survey, the percentage of respondents who consult with another person is 16%. Slightly less than a third, 28% of respondents in 2023 always check how the news is published by other media; this is sometimes done by an additional 25%. For comparison, 30% of the respondents in the research in 2022 checked how one news is reported by several media. In view of these answers, it is necessary to take into account the methodological reservation surrounding the comparison of the data from the two surveys.

The next question refers to the respondents’ self-assessment of whether they can recognise when a news story is fake or disinformation. A significantly higher percentage of survey respondents from 2023 – 32% said they can always spot fake news or disinformation. For comparison, in 2022, 22% of respondents gave this answer. However, in 2022, the percentage of respondents who answered that they can occasionally recognise disinformation is higher - 51%, in contrast to 35% in

3 In the 2022 survey of the question ‘How do you know the media you get information from can be trusted?’, respondents could choose one or more of the following possible answers: ‘I assume that what I read is reliable because it is published’; ‘I have no doubt because everything published in the media is true’; ‘I check the publisher of the news’; ‘I check if the author of the text is signed’; ‘I consult with someone who knows about the issue’; ‘I doubt everything that is published’; ‘I check whether and how the news was reported in other media’. In 2023, the question is split into two separate questions, with attitudes toward news credibility being the first question, and practices for checking accuracy and reliability being a separate question, answered on a scale of frequency of practice (always, sometimes, rarely, never).

2023. In 2023, the percentage of respondents who stated that they cannot recognise disinformation is also higher - 11%, compared to 8% in 2022. If we consider them cumulatively, it can be concluded that a higher percentage of respondents in 2022 stated that they always or sometimes can recognise disinformation; although the percentage of pupils who said they can always spot disinformation is higher, it cannot be said that respondents in this year's survey consider that they are more prepared to spot disinformation overall.

Asked how often they have shared information that later turned out to be inaccurate, 8% of 2023 respondents and 11% of 2022 respondents said it happened frequently. More than half (53%) of the respondents from 2022 and 41% from 2023 answered that they sometimes share inaccurate news; this has never happened for 33% of respondents in 2022 and 46% for respondents in 2023. In this case, survey respondents from 2023 have more confidence in their abilities to share news that is accurate.

Socio-demographic characteristics

		Number	Percentage %
Sex	Male	494	49.0%
	Female	506	51.0%

Age	18-24	90	10.0%
	25-34	162	16.5%
	35-44	175	17.4%
	45-54	173	17.3%
	55-64	180	17.2%
	65+	220	21.6%

Region	Vardar region	80	8.0%
	Eastern region	90	9.0%
	South-western region	83	8.0%
	South-eastern region	96	10.0%
	Pelagonija region	120	12.0%
	Polog region	131	13.0%
	North-eastern region	80	8.0%
	Skopje region	320	32.0%

Place of residence?	Town	620	62.0%
	Village	380	38.0%

Ethnicity:	Macedonian	727	63.0%
	Albanian	201	26.0%
	Other	72	11.0%

Employment status of the respondent?	Employed / Full time	492	48.6%
	Employed / Part time	5	0.5%
	Unemployed / on	162	17.6%
	Pupil / student	16	1.6%
	Pensioner	290	27.7%
	Homemaker	27	3.1%
	DK / BUT (DO NOT READ)	8	0.8%

Highest completed education:	No education / incomplete primary education	10	1.3%
	Completed primary education	96	10.9%
	Completed secondary education	521	51.3%
	Completed university/ college	309	29.9%
	Completed postgraduate studies, doctorate or specialisation	53	5.5%
	DK / BUT (DO NOT READ)	11	1.1%

Total monthly income in the family?	Up to 18,000 MKD	136	14.5%
	From 18,001 to 30,000 MKD	238	23.8%
	From 30,001 to 42,0000 MKD	185	18.3%
	From 42,001 to 60,000 MKD	146	13.9%
	From 60,001 to 75,000 MKD	67	6.5%
	Over 75,001 MKD	101	9.9%
	DK / BUT (DO NOT READ)	127	13.0%

Annex – Survey Questionnaire

Questionnaire on citizens' practices regarding information and their perceptions regarding the transparency of institutions

1. Where do you usually get information about events in the country and in the world? (multiple choice)

1. TV
2. Newspaper
3. Radio
4. Social media
5. Time.mk and similar sites (news aggregates)
6. Web sites
7. Colleagues, friends, relatives
8. Other_____

2. How do you know that the media from which you get information can be trusted?

1. I assume what I am reading is credible because it is published
2. I have no doubt because everything published in the media is true
3. I doubt everything that is published

3. How often do you practice the following things when reading the news?

	Always	Sometimes	Rarely	Never
I am checking the producer/ publisher of the news	1	2	3	4
I check if the author of the text is signed	1	2	3	4
I consult with someone who knows the subject	1	2	3	4
I check whether and how the news was reported in other media	1	2	3	4

4. Do you think that you personally can identify when a news story is fake or disinformation?

1. Yes, always
2. Sometimes
3. Rarely
4. I can not
5. I do not know/No answer

5. How often have you shared information that you later discovered was inaccurate?

1. Frequently
2. Sometimes
3. Never
4. I do not know/No answer

6. How much did you follow information about the following issues?

	I follow and get informed regularly	Sometimes I follow information	I rarely follow information	I never/am not interested
The case with Euromax's concession for the Ilovica-Stuka mines in Strumica region	1	2	3	4
Recent amendments to the Criminal Code	1	2	3	4
Amendments to the Constitution for the inclusion of the Bulgarian community in the Preamble	1	2	3	4
The signing of the contract between the Government and Bechtel-Enka for the construction of highways	1	2	3	4

7. What is your opinion on the sharing of information by the competent authorities in the following cases?

	All information is shared	Little information is shared	No information is shared	I do not know/I do not follow/No answer
The case with Euromax's concession for the Ilovica-Stuka mines in Strumica region	1	2	3	4
Recent amendments to the Criminal Code	1	2	3	4
Amendments to the Constitution aimed at including the Bulgarian community in the Preamble	1	2	3	4
The signing of the contract between the Government and Bechtel-Enka for the construction of highways	1	2	3	4

8. Information shared by the public institutions is:

	I completely agree	I agree	I neither agree nor disagree	I do not agree	I do not agree at all
On regular basis	1	2	3	4	5
Accessible	1	2	3	4	5
Clear	1	2	3	4	5
Understandable	1	2	3	4	5

9. In the last few years, how much of the communication from the public institutions to citizens is based on facts:

1. It is more based on facts
2. It is less fact-based
3. It has not changed
4. I do not know/no answer

10. How much do you agree or disagree with each of these statements about the Government:

	I completely agree	I agree	I neither agree nor disagree	I do not agree	I do not agree at all
There are frequently excuses for party officials behaving inappropriately	1	2	3	4	5
It operates openly and ethically	1	2	3	4	5
Respects the democratic institutions of the state	1	2	3	4	5

11. In your opinion, how often do MPs in Parliament...

	Always	Sometimes	Rarely	Never
They care about the citizens they represent	1	2	3	4
They pass legislation and policies that are in the public interest	1	2	3	4

12. Please tell us how much you agree or disagree with each of the following statements:

	I completely agree	I agree	I neither agree nor disagree	I do not agree	I do not agree at all
The Public Prosecutor's Office regularly initiates procedures following a publicly stated allegations for misdoings	1	2	3	4	5
Indictments brought by the Public Prosecutor's Office regularly end with completed court processes.	1	2	3	4	5
The public is informed about the course of the proceedings	1	2	3	4	5

13. On a scale of 10-1, where 1 means 'I do not trust at all' and 10 means 'I have complete trust', how much trust do you have in the following institutions:

The Government	1	2	3	4	5	6	7	8	9	10
The Parliament	1	2	3	4	5	6	7	8	9	10
Political parties	1	2	3	4	5	6	7	8	9	10
The Public Prosecutor's Office	1	2	3	4	5	6	7	8	9	10
The courts	1	2	3	4	5	6	7	8	9	10
The media	1	2	3	4	5	6	7	8	9	10
Non-governmental organisations	1	2	3	4	5	6	7	8	9	10
The European Union	1	2	3	4	5	6	7	8	9	10
NATO	1	2	3	4	5	6	7	8	9	10
United Nations	1	2	3	4	5	6	7	8	9	10
Local self-government/ municipality	1	2	3	4	5	6	7	8	9	10
President of RNM	1	2	3	4	5	6	7	8	9	10
Religious communities	1	2	3	4	5	6	7	8	9	10
The police	1	2	3	4	5	6	7	8	9	10
The army	1	2	3	4	5	6	7	8	9	10

Demographic data

1. Sex:

1. Male
2. Female

2. Age: _____

3. Ethnicity:

1. Macedonian
2. Albanian
3. Other _____

4. Employment status:

1. Employed / Full time
2. Employed/ Part-time
3. Unemployed
4. Pupil/student
5. Pensioner
6. Homemaker

5. Place of residence: _____

6. Municipality: _____

7. Highest completed education:

1. No education/incomplete primary education
2. Completed primary education
3. Completed secondary education
4. Completed university/college
5. Completed postgraduate studies, doctorate or specialisation

8. Total monthly household income:

1. Up to 18,000 MKD
2. From 18,001 to 30,000 MKD
3. From 30,001 to 42,000 MKD
4. From 42,001 to 60,000 MKD
5. From 60,001 to 75,000 MKD
6. Over 75,001 MKD
7. Do not know/ No answer



British Embassy
Skopje



ukaid
from the British people

This product was prepared as part of the “Fact-Based Journalism for Raising Awareness and Countering Disinformation in the Media Space in North Macedonia” project, funded by the Government of the United Kingdom, with the support of the British Embassy in Skopje. The opinions and views expressed herein do not necessarily reflect the opinions and views of the British Government.

